

Scaled data based on original data using  
LM-79-08 Approved Method: Electrical and Photometric Measurements of Solid-  
State Lighting Products

Test Report Prepared for  
Cooper Lighting Solutions  
(formerly Eaton)

Brand: STREETWORKS

Report Number: P573258

Luminaire Tested: **ARCH-S-PA2-50-760-U-T2U-HSS**

Issue Date: 10/13/2021

**Test Information**

Test Method: LM-79-08  
Report Number: P573258  
TEST IS SCALED FROM IESNA LM-79-08 TEST DATA (G3-2108-332-16)  
Test Lab: INNOVATION CENTER  
Issue Date: 10/13/2021  
Manufacturer: COOPER LIGHTING SOLUTIONS (FORMERLY EATON)  
Product Line: STREETWORKS  
Catalog Number: ARCH-S-PA2-50-760-U-T2U-HSS  
Description: ARCHEON ROADWAY AND AREA LUMINAIRE  
(2) 70 CRI, 5700K, 520mA LIGHTSQUARES WITH 16 LEDS EACH AND TYPE II U OPTICS WITH HOUSE SIDE SHIELD  
Light Source: -  
Ballast/Driver: ELECTRONIC DRIVER

**Summary**

Lumens per Lamp: N/A  
Luminaire Lumens: 5506 lumens  
Efficiency: N/A  
Efficacy: 102.7 lumens/watt  
Luminous Opening: Rectangular (W 0.5' x L: 1' x H: 0')  
IES Classification: Type II - Short  
BUG Rating: B1 - U0 - G1

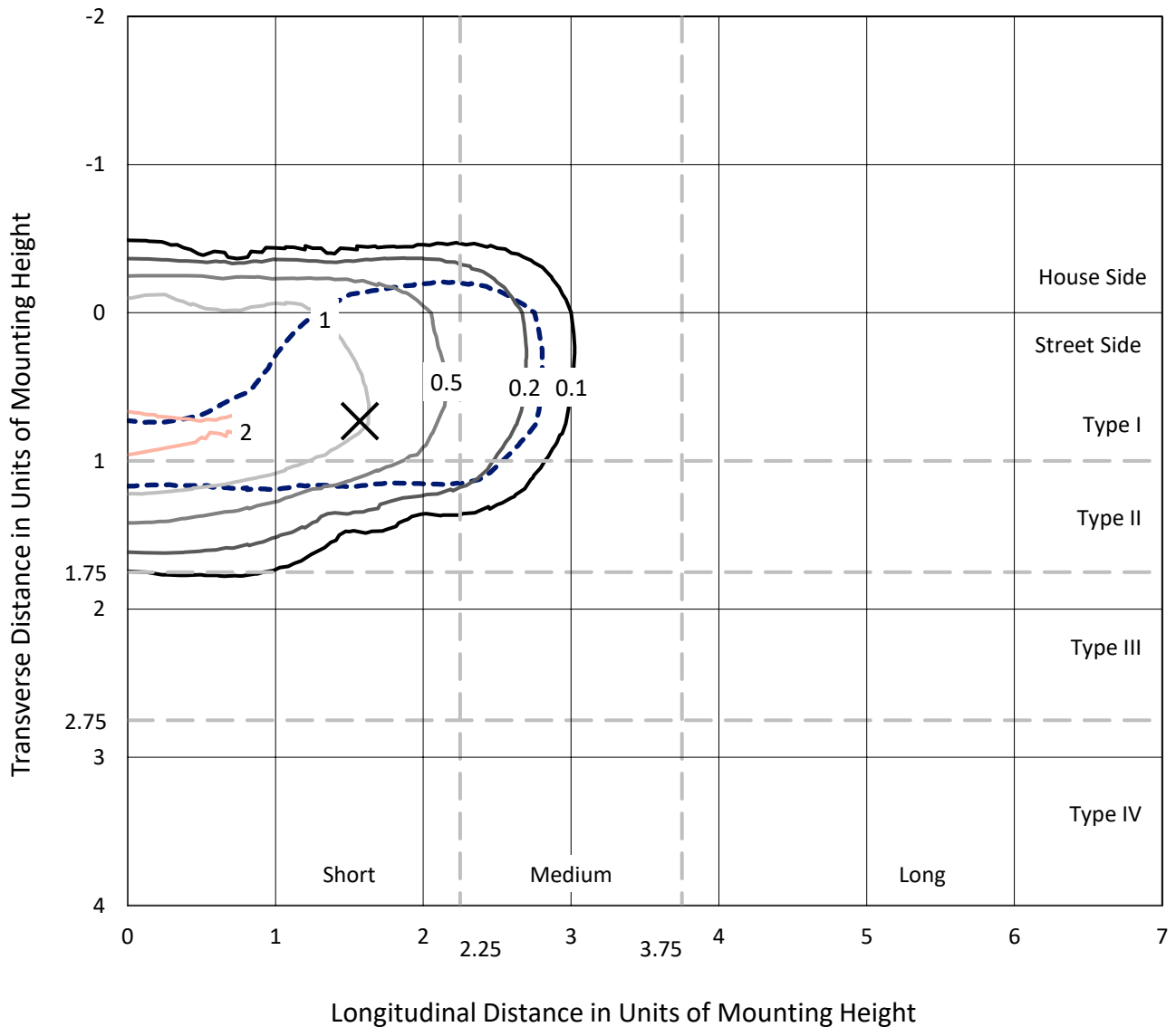
Input Watts (W): 53.6  
Input Voltage (V): NR  
Input Current (Ain): NR  
Voltage Rise (V): NR  
Power Factor: NR  
Total Harmonic Distortion (THDi): NR  
Frequency (hertz): 60  
Stabilization Time: NR  
Operation Time: NR  
Ambient Temperature (°C): NR  
Test Distance: 24 FT



REPORT NUMBER: P573258  
 CATALOG NUMBER: ARCH-S-PA2-50-760-U-T2U-HSS

### Iso-Footcandle Lines of Horizontal Illumination

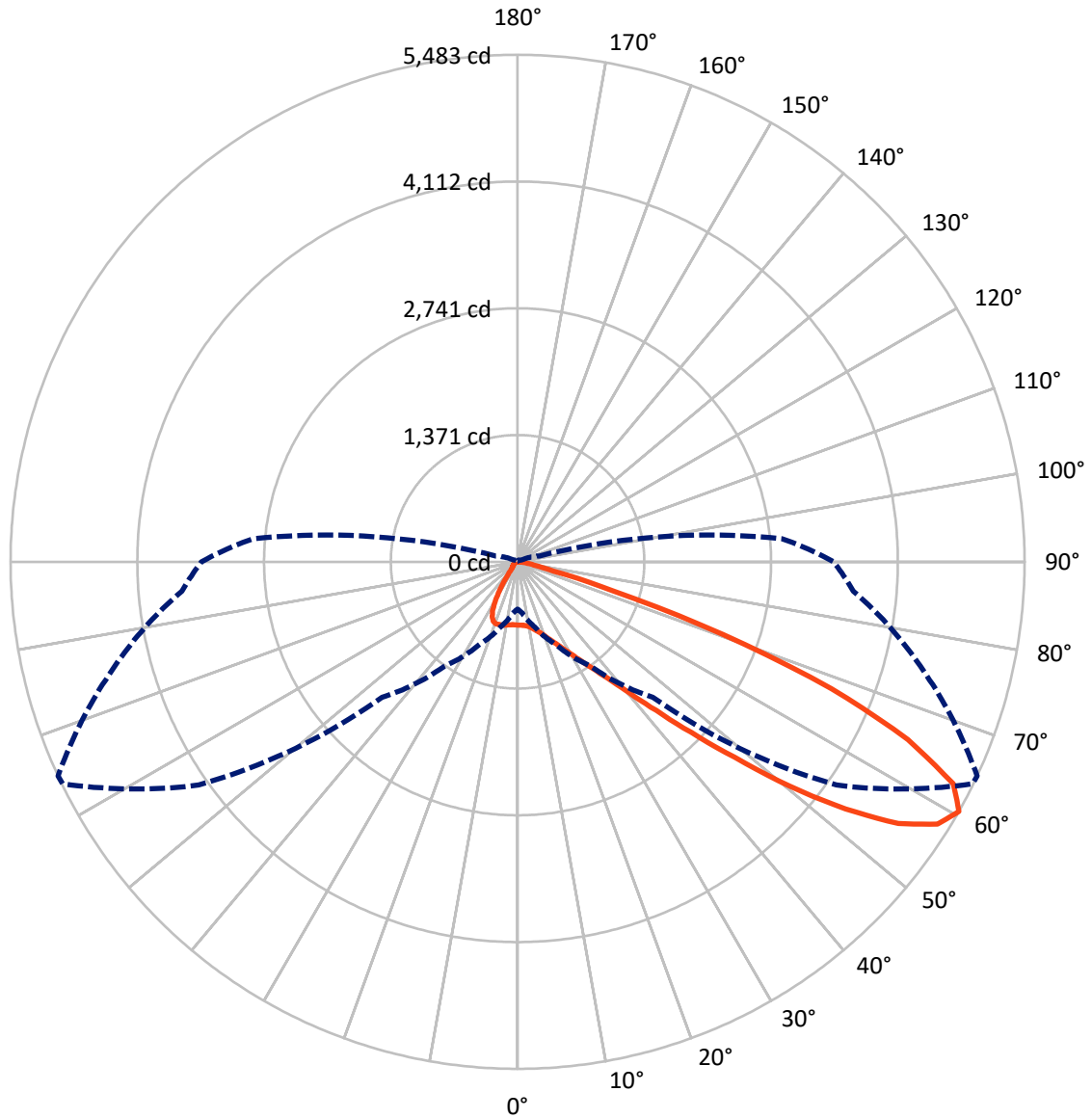
✕ Max cd  
 - - - 1/2 Max cd



Based on 25 foot mounting height. Maximum calculated value = 2.4 fc  
 Type II - Short - N/A

REPORT NUMBER: P573258  
CATALOG NUMBER: ARCH-S-PA2-50-760-U-T2U-HSS

### Luminous Intensity Polar Plot



— Vertical Plane Through 65-Deg Lateral      - - - Horizontal Cone Through 60-Deg Vertical

REPORT NUMBER: P573258  
 CATALOG NUMBER: ARCH-S-PA2-50-760-U-T2U-HSS

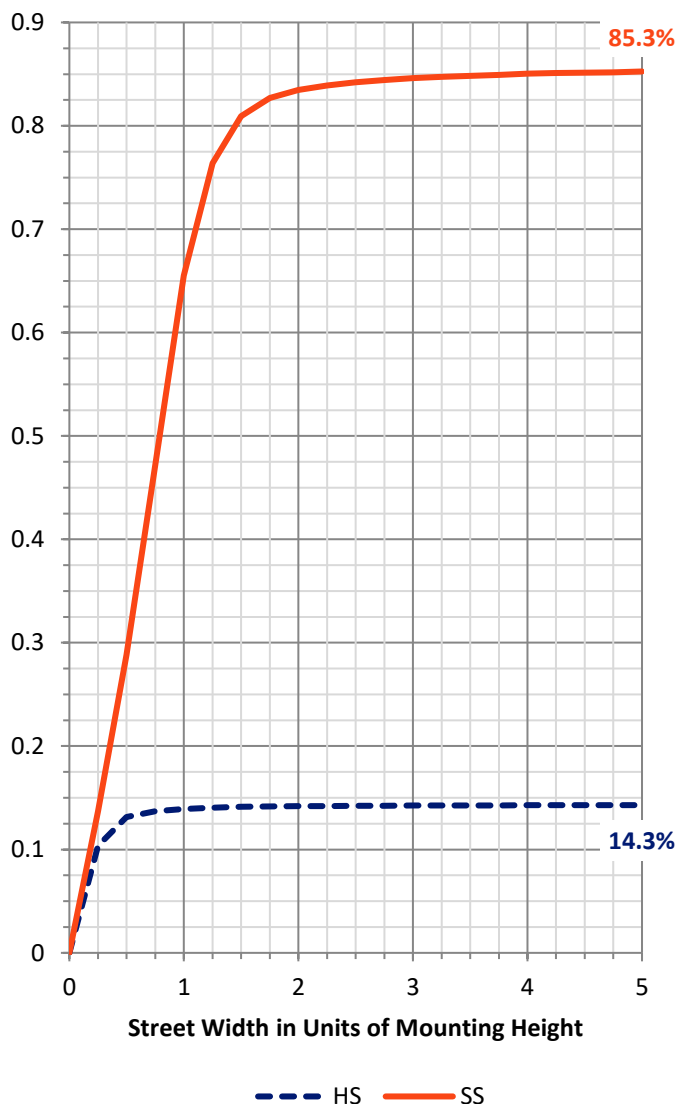
**FLUX DISTRIBUTION:**

		Downward	Upward	Total
<b>House Side</b>	Lumens	797.1	0.0	797.1
	% Fixture	14.5	0.0	14.5
<b>Street Side</b>	Lumens	4708.9	0.0	4708.9
	% Fixture	85.5	0.0	85.5
<b>Total</b>	Lumens	5506.0	0.0	5506.0
	% Fixture	100.0	0.0	100.0

**ZONAL LUMENS:**

Zone	Lumens	% Fixture
0°-10°	64.8	1.2
10°-20°	183.9	3.3
20°-30°	312.4	5.7
30°-40°	644.6	11.7
40°-50°	1296.5	23.5
50°-60°	1586.5	28.8
60°-70°	1122.3	20.4
70°-80°	270.5	4.9
80°-90°	24.4	0.4
90°-100°	0.0	0.0
100°-110°	0.0	0.0
110°-120°	0.0	0.0
120°-130°	0.0	0.0
130°-140°	0.0	0.0
140°-150°	0.0	0.0
150°-160°	0.0	0.0
160°-170°	0.0	0.0
170°-180°	0.0	0.0
0°-90°	5506.0	100.0
0°-180°	5506.0	100.0

**Coefficient of Utilization**

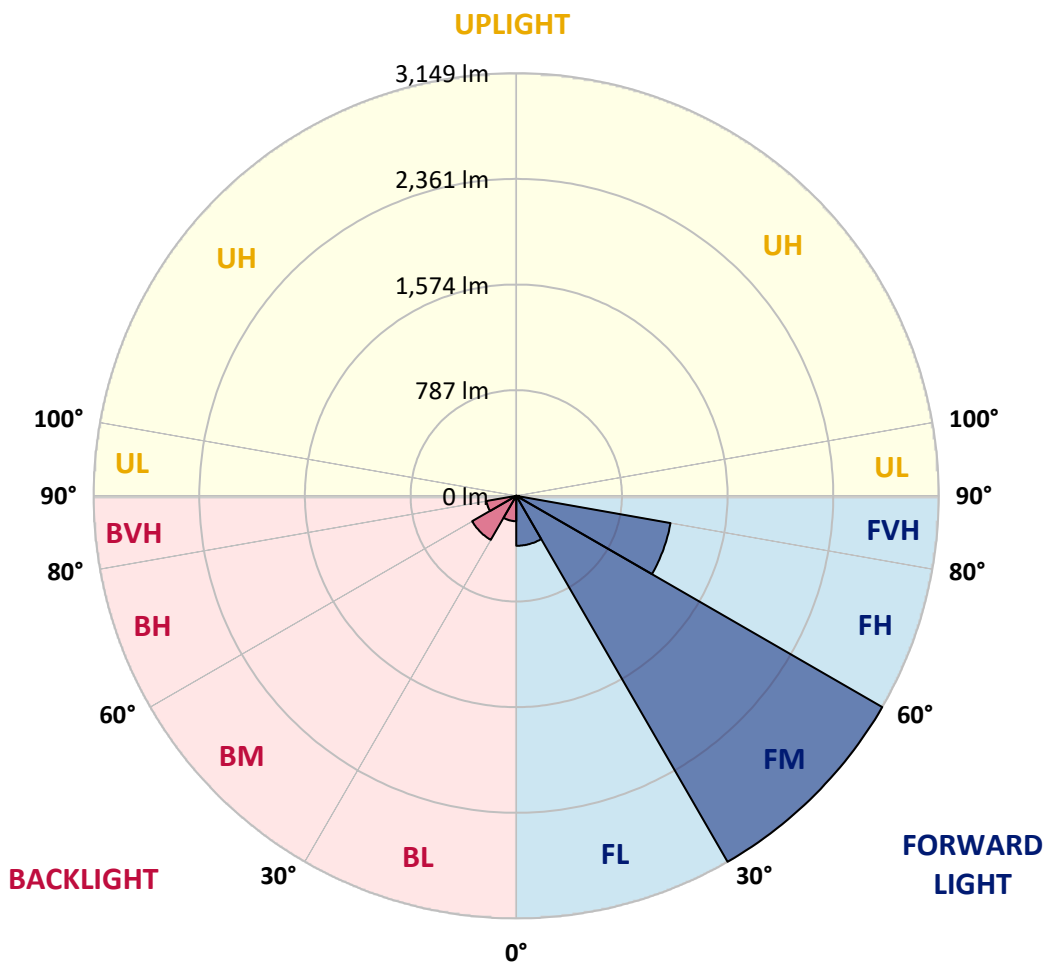


REPORT NUMBER: P573258  
 CATALOG NUMBER: ARCH-S-PA2-50-760-U-T2U-HSS

**LUMINAIRE CLASSIFICATION SYSTEM LUMEN TABLE AND BUG RATING:**

Zone	Lumens	% Fixture	Zone Rating/Lumen Limit		
			B	U	G
FL (0°-30°)	372.2	6.8			
FM (30°-60°)	3148.6	57.2			
FH (60°-80°)	1166.9	21.2			G1/1800
FVH (80°-90°)	21.3	0.4			G1/100
BL (0°-30°)	189.0	3.4	B1/500		
BM (30°-60°)	379.0	6.9	B1/1000		
BH (60°-80°)	226.0	4.1	B1/500		G1/500
BVH (80°-90°)	3.2	0.1			G0/10
UL (90°-100°)	0.0	0.0		U0/0	
UH (100°-180°)	0.0	0.0		U0/0	

**BUG Rating: B1-U0-G1**  
 Type II Short





REPORT NUMBER: P573258

CATALOG NUMBER: ARCH-S-PA2-50-760-U-T2U-HSS

**CANDELA DISTRIBUTION (FULL):**

	0°	5°	15°	25°	35°	45°	55°	64°	65°	75°	85°
0°	685.9	685.9	685.9	685.9	685.9	685.9	685.9	685.9	685.9	685.9	685.9
2.5°	688.1	685.9	685.9	685.9	688.1	688.1	690.3	685.9	685.9	685.9	685.9
5°	683.7	681.6	681.6	683.7	685.9	685.9	690.3	690.3	690.3	692.4	692.4
7.5°	692.4	688.1	688.1	690.3	692.4	692.4	696.8	698.9	698.9	703.3	705.4
10°	703.3	701.1	701.1	705.4	709.8	709.8	716.3	716.3	716.3	720.6	722.8
12.5°	718.5	716.3	716.3	722.8	729.3	733.7	738.0	740.2	742.3	742.3	742.3
15°	740.2	738.0	738.0	744.5	753.2	764.1	770.6	770.6	774.9	772.7	764.1
17.5°	770.6	768.4	770.6	774.9	785.8	796.6	809.6	811.8	809.6	805.3	792.3
20°	820.5	814.0	818.3	829.2	829.2	835.7	853.0	859.6	861.7	848.7	824.8
22.5°	872.6	872.6	876.9	889.9	881.3	889.9	905.1	916.0	920.3	909.5	870.4
25°	970.3	974.6	968.1	963.7	942.0	946.4	965.9	987.6	987.6	978.9	922.5
27.5°	1185.1	1180.8	1135.2	1072.3	1015.8	1020.2	1039.7	1067.9	1070.1	1050.6	974.6
30°	1493.4	1497.7	1408.7	1265.5	1141.7	1109.2	1130.9	1163.4	1167.8	1135.2	1041.9
32.5°	1975.2	1938.3	1773.4	1582.4	1350.1	1232.9	1241.6	1276.3	1289.3	1261.1	1148.2
35°	2598.2	2511.4	2263.9	2027.3	1690.9	1454.3	1387.0	1423.9	1430.4	1415.2	1280.7
37.5°	2969.4	2899.9	2739.3	2524.4	2129.4	1749.5	1578.0	1614.9	1608.4	1578.0	1413.1
40°	3199.5	3160.4	3073.6	2973.7	2721.9	2214.0	1892.8	1862.4	1864.5	1821.1	1628.0
42.5°	3329.7	3295.0	3262.4	3288.5	3214.7	3056.2	2348.6	2209.7	2196.6	2114.2	1877.6
45°	3336.2	3284.1	3323.2	3475.1	3592.3	3802.9	2943.3	2622.1	2628.6	2491.9	2188.0
47.5°	3086.6	3045.4	3158.2	3455.6	3844.1	4291.3	3635.8	3186.4	3156.1	2886.9	2502.7
50°	2593.9	2591.7	2741.5	3162.6	3844.1	4543.1	4378.1	3848.5	3815.9	3299.3	2789.2
52.5°	2053.4	2094.6	2196.6	2596.0	3490.3	4519.2	4925.1	4532.2	4441.1	3666.1	3028.0
55°	1597.6	1582.4	1706.1	1981.8	2767.5	4106.8	5103.1	5070.5	4994.6	3991.7	3238.5
57.5°	981.1	1037.5	1204.7	1450.0	2014.3	3229.9	4847.0	5398.3	5352.7	4295.6	3457.8
60°	510.1	553.5	733.7	989.8	1376.2	2070.8	4206.6	5474.3	5482.9	4540.9	3644.4
62.5°	321.2	319.1	401.6	694.6	885.6	1163.4	3266.8	5205.1	5287.6	4729.7	3822.4
65°	240.9	243.1	275.7	460.2	601.3	607.8	1938.3	4501.8	4638.6	4779.7	3883.2
67.5°	223.6	225.7	240.9	301.7	451.5	405.9	853.0	3470.8	3661.8	4319.5	3648.8
70°	199.7	201.9	225.7	249.6	340.8	297.4	384.2	2090.3	2355.1	3134.3	2919.5
72.5°	156.3	160.6	188.8	236.6	254.0	225.7	267.0	924.7	1078.8	1723.5	1671.4
75°	115.0	117.2	143.3	182.3	223.6	160.6	206.2	366.8	401.6	646.8	551.3
77.5°	80.3	80.3	99.8	136.7	186.7	112.9	147.6	197.5	201.9	240.9	158.5
80°	49.9	52.1	62.9	93.3	115.0	108.5	91.2	132.4	132.4	125.9	65.1
82.5°	28.2	30.4	43.4	62.9	78.1	73.8	58.6	76.0	78.1	80.3	36.9
85°	13.0	15.2	26.0	39.1	45.6	34.7	34.7	39.1	39.1	52.1	21.7
87.5°	2.2	2.2	13.0	17.4	15.2	17.4	17.4	21.7	21.7	26.0	10.9
90°	0.0	0.0	0.0	0.0	0.0	0.0	0.0	0.0	0.0	0.0	0.0



REPORT NUMBER: P573258

CATALOG NUMBER: ARCH-S-PA2-50-760-U-T2U-HSS

**CANDELA DISTRIBUTION (continued):**

	90°	95°	105°	115°	125°	135°	145°	155°	165°	175°	180°
0°	685.9	685.9	685.9	685.9	685.9	685.9	685.9	685.9	685.9	685.9	685.9
2.5°	683.7	683.7	683.7	681.6	681.6	679.4	675.1	675.1	675.1	675.1	677.2
5°	692.4	690.3	688.1	681.6	677.2	668.5	659.9	657.7	651.2	651.2	653.4
7.5°	703.3	703.3	696.8	685.9	675.1	659.9	644.7	633.8	623.0	620.8	618.6
10°	722.8	718.5	712.0	692.4	675.1	651.2	627.3	599.1	577.4	566.5	562.2
12.5°	738.0	735.8	722.8	701.1	672.9	636.0	581.7	516.6	464.5	436.3	436.3
15°	759.7	755.4	735.8	705.4	666.4	579.6	468.8	369.0	312.6	282.2	277.8
17.5°	781.4	772.7	748.9	707.6	638.2	477.5	327.8	236.6	197.5	182.3	178.0
20°	807.5	792.3	757.5	709.8	568.7	347.3	212.7	158.5	143.3	136.7	138.9
22.5°	842.2	816.1	766.2	696.8	464.5	225.7	149.8	128.1	119.4	112.9	112.9
25°	885.6	848.7	781.4	659.9	336.4	151.9	119.4	106.4	97.7	93.3	91.2
27.5°	924.7	879.1	796.6	594.7	214.9	119.4	99.8	89.0	80.3	78.1	76.0
30°	976.8	913.8	811.8	490.6	141.1	97.7	84.7	73.8	67.3	65.1	65.1
32.5°	1065.8	981.1	840.0	373.3	106.4	84.7	71.6	62.9	58.6	56.4	56.4
35°	1170.0	1063.6	863.9	260.5	91.2	71.6	60.8	54.3	52.1	49.9	49.9
37.5°	1278.5	1161.3	868.2	165.0	80.3	62.9	54.3	49.9	45.6	45.6	45.6
40°	1473.8	1332.7	848.7	110.7	69.5	56.4	47.8	45.6	41.2	41.2	41.2
42.5°	1701.8	1541.1	798.8	89.0	62.9	49.9	45.6	41.2	36.9	36.9	34.7
45°	1997.0	1777.7	714.1	78.1	56.4	45.6	41.2	36.9	34.7	32.6	32.6
47.5°	2274.8	2046.9	633.8	69.5	52.1	43.4	36.9	32.6	30.4	30.4	30.4
50°	2539.6	2253.1	540.5	65.1	47.8	41.2	34.7	30.4	28.2	26.0	26.0
52.5°	2730.6	2415.9	453.7	58.6	43.4	36.9	32.6	28.2	23.9	21.7	21.7
55°	2943.3	2580.8	375.5	52.1	41.2	34.7	28.2	23.9	19.5	17.4	17.4
57.5°	3182.1	2741.5	303.9	47.8	39.1	30.4	23.9	19.5	15.2	13.0	13.0
60°	3418.7	2869.5	243.1	43.4	34.7	28.2	21.7	15.2	10.9	8.7	8.7
62.5°	3655.3	2956.4	186.7	39.1	32.6	23.9	17.4	10.9	6.5	4.3	4.3
65°	3753.0	2932.5	138.9	34.7	28.2	19.5	15.2	10.9	6.5	4.3	4.3
67.5°	3481.6	2637.3	97.7	34.7	26.0	19.5	13.0	8.7	4.3	2.2	2.2
70°	2717.6	2036.0	71.6	34.7	26.0	19.5	13.0	8.7	4.3	2.2	2.2
72.5°	1541.1	1133.1	54.3	30.4	23.9	17.4	13.0	8.7	4.3	2.2	2.2
75°	549.2	364.7	41.2	28.2	21.7	15.2	13.0	8.7	4.3	2.2	2.2
77.5°	132.4	93.3	32.6	23.9	19.5	15.2	10.9	8.7	6.5	2.2	2.2
80°	54.3	39.1	26.0	19.5	15.2	13.0	10.9	8.7	4.3	2.2	2.2
82.5°	23.9	19.5	10.9	10.9	8.7	8.7	8.7	8.7	4.3	2.2	2.2
85°	10.9	8.7	4.3	4.3	2.2	2.2	2.2	4.3	4.3	2.2	2.2
87.5°	6.5	4.3	4.3	4.3	2.2	2.2	2.2	0.0	0.0	0.0	0.0
90°	0.0	0.0	0.0	0.0	0.0	0.0	0.0	0.0	0.0	0.0	0.0

(END OF REPORT)